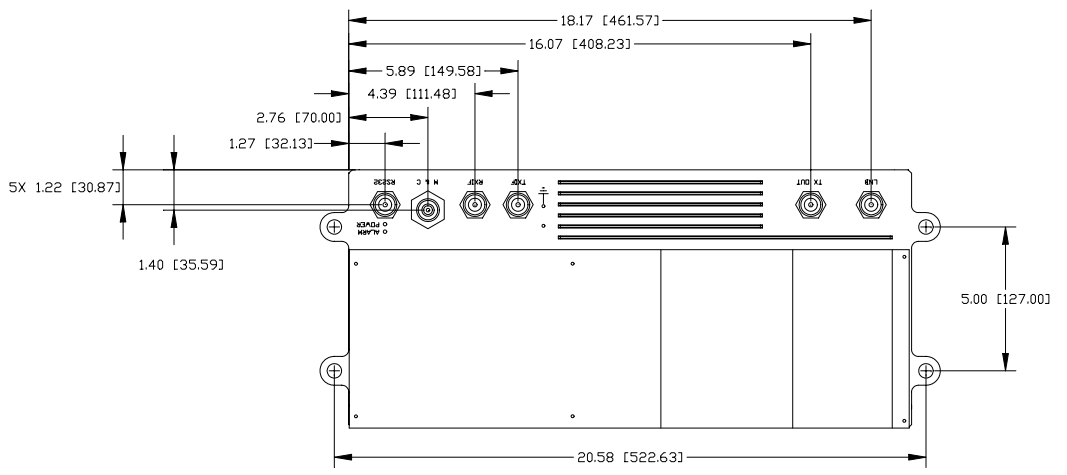
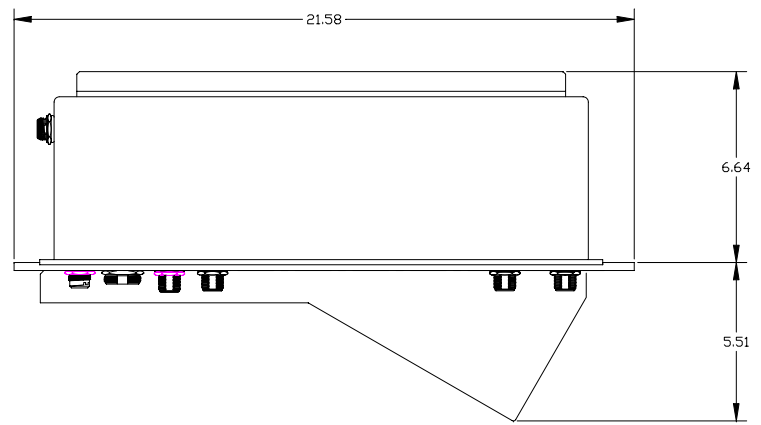
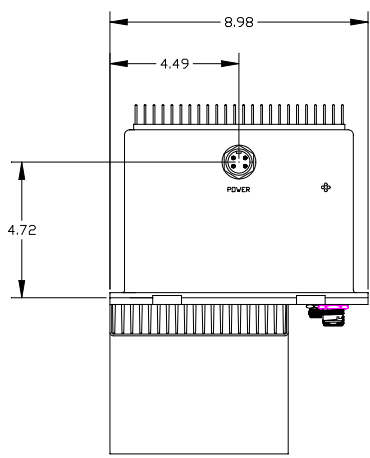


8 7 6 5 4 3 2 1

REV	BY	DESCRIPTION	DATE	APPROVED
1	GS	PROTOTYPE RELEASE		BWS
2	GS	REVISED PER ECD 192	10/16/95	BWS
3	GS	REVISED PER ECD 198	10/27/95	
4	TD	REVISED POWER (3 PINS TO 4 PINS) ECD 403	06/30/00	



PROPRIETARY INFORMATION
 THE INFORMATION CONTAINED HEREIN IS
 TO BE USED FOR SECONDARY MANUFACTURING
 PURPOSES TO THE EXCLUSIVE OWNERSHIP OF
 ANACOM, INC. IT SHALL NOT BE DISCLOSED OR TRANSMITTED TO
 ANY OTHER PARTY WITHOUT THE EXPRESS WRITTEN
 CONSENT OF ANACOM ENGINEERING, INC.

ITEM NO.	ZONE	MATERIAL/SPECIFICATION	QUANTITY	DESCRIPTION	UNIT OF MEASURE	REV
<div style="display: flex; justify-content: space-between;"> <div style="width: 20%;"> <p>3RD ANGLE PROJECTION</p> </div> <div style="width: 40%;"> <p>SPECIFICATIONS:</p> <p>ALL DIMENSIONS ARE IN INCHES DIMENSIONS IN PARENTHESES ARE IN MILLIMETERS.</p> <p>TOLERANCES:</p> <p>±.0125 [0.3175] [MILS] ±.005 [0.127] [MILS] ±.003 [0.0762] [MILS]</p> <p>FINISH: ALL SURFACES 63/ EXCEPT AS NOTED</p> <p>DO NOT SCALE</p> </div> <div style="width: 30%;"> <p>LIST OF MATERIAL OR PARTS LISTS</p> <p style="text-align: center; font-size: 1.2em;">ANACOM, INC.</p> <p style="text-align: center; font-weight: bold;">OUTLINE DRAWING ODU, 20 WATT NF</p> </div> </div>						
DASH NO.		NEXT ASSY	USED ON	APPLICATION	SCALE: 1/2	FILE No. 30646041
DRAWN: TD			DATE: 06/30/00	CHECKED:	DATE:	DRAWING NUMBER: 30646
ENGINEER:			DATE:	CLASS CODE:	DRAWING NUMBER: 30646	REV: 4
SPEC:			DATE:	SCALE: 1/2	FILE No. 30646041	SHEET 1 OF 1
TDC:			DATE:			

8 7 6 5 4 3 2 1